

固定式粗搪刀 FIXED ROUGH BORING BARS

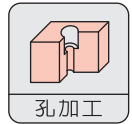


FIG-1

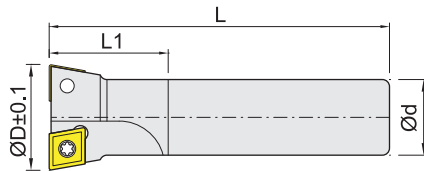


FIG-2

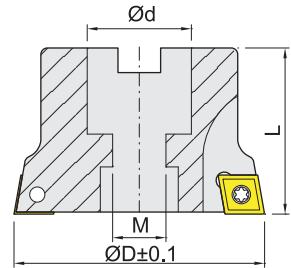
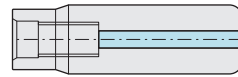
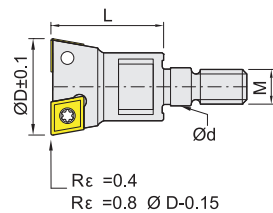


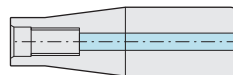
FIG-1 Item code	Dimensions,mm				Teeth	Insert	Screw	Wrench	Weight (kg)
	D	d	L	L1					
TBP26-S20-130	25.8	20	130	30	2	CP..090308	MS4009A	ETF15	0.32
TBP40-S32-120	39.8	32	120	45	3		MS4011A		0.76

FIG-2 Item code	Dimensions,mm				Teeth	Insert	Screw	Wrench	Weight (kg)
	D	d	L	M					
TBP70-25.4-CP09	69.8	25.4	50	13	4	CP..090308	MS4011A	ETF15	0.71
TBP100-25.4-CP09-4T	99.8	25.4	50	13	4				1.45
TBP100-25.4-CP09-6T	99.8	25.4	50	13	6				1.45





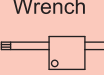
Steel shank + Coolant Hole
鋼柄水孔

(參考目錄314 頁Please refer to page 314)



Carbide shank + Coolant Hole
鎢鋼柄水孔

(參考目錄314 頁Please refer to page 314)

Item code	Dimensions,mm				Teeth	Insert 	Screw 	Wrench 	Weight (kg)
	D	d	L	M					
TB13-MD11	12.8	6.5	18	M6	1	CC..060204	MS2506A	ETF09	0.03
TB14-MD11	13.8				0.03				
TB15-MD11	14.8				0.03				
TB16-MD11	15.8				2				0.03
TB16-MD11-M08	15.8	8.5	20	M8	2				0.03
TB17-MD15-M08	16.8				0.04				
TB18-MD15-M08	17.8				0.04				
TB19-MD15-M08	18.8				0.04				
TB20-MD15-M08	19.8				0.04				
TB20-MD19-M10	19.8	10.5	30	M10					0.07
TB21-MD19-M10	20.8				0.07				
TB22-MD19-M10	21.8				0.07				
TB23-MD19-M10	22.8				0.07				
TB24-MD19-M10	23.8				0.08				
TB25-MD19-M10	24.8				0.08				

NEW

NEW

NEW

NEW

NEW

內徑車刀
BORING BARS

外徑車刀
TOOL HOLDERS

牙刀 & 開槽刀
THREADING & GROOVING

銑刀
MILLING

孔加工
BORING TOOLS COMPONENTS

配件
SPARE PARTS