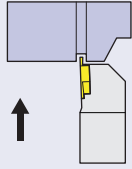
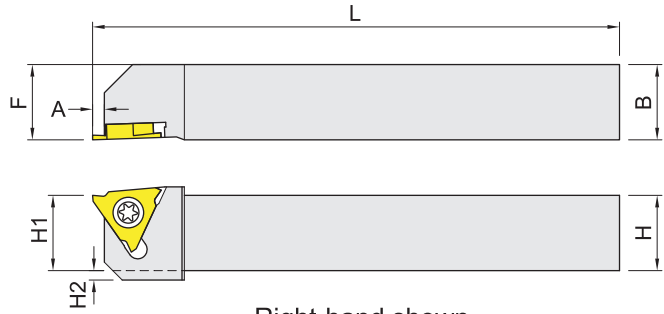



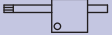
GTBH



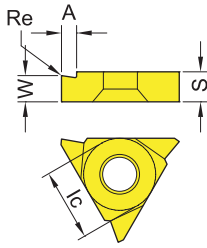
功能：開槽 Grooving



Right-hand shown

Item code	Dimensions,mm						Insert	Screw 	Wrench 	Weight Kg
	H (H1)	B	L	H2	F	A				
GTBHR/L-1010K-30	10	10	125	4	10	3	GTBT... GTCT...	MS4008C	ETF10	0.12
GTBHR/L-1212K-30	12	12	125	2	12	3				0.15
GTBHR/L-1616K-30	16	16	125	--	16	3				0.26
GTBHR/L-2020K-30	20	20	125	--	20	3				0.42

被切削材 Workpiece material	Steel 鋼	P	●
	Stainless steel 不銹鋼	M	●
	Cast iron 鑄鐵	K	
	Non-ferrous metal 非鐵金屬	N	

Insert Shape	Description	GRADE 材質	Dimensions,mm				
		Coated 塗層	W	A	Re	Ic	S
		NW948					
 Right-hand	GTBT 14530V5R-U		1.45	3.0	0.05	9.525	3.18
	14530V5L-U						
	15030V5R-U	●	1.50				
	15030V5L-U	●					
	17530V5R-U		1.75				
	17530V5L-U						
	20030V5R-U		2.00				
	20030V5L-U						
	GTCT 25030V5R-U		2.50				
	25030V5L-U						
	30030V5R-E	●	3.00				
	30030V5L-E						