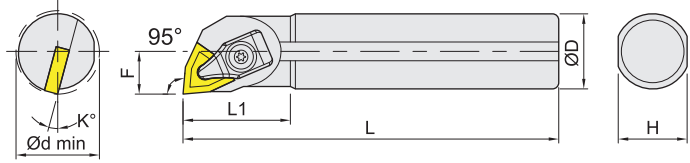
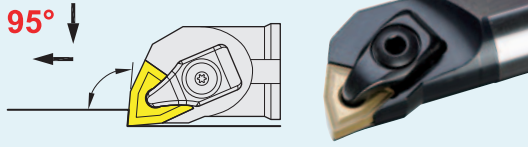


## DWLN

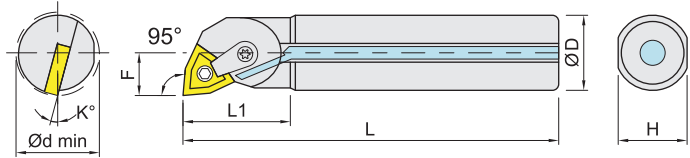
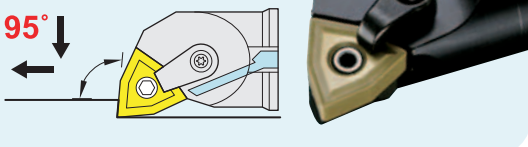


Steel shank (Right-hand shown)  
鋼柄 右向示意圖

Steel shank Item code		Dimensions,mm							Insert	Spare parts	Weight Kg
無水孔Non-coolant	水孔Coolant	D	L	L1	F	H	K°	dmin			
S20R-DWLN/L-08	-	20	200	40	14	18	15	28	WN..0804..	①	0.49
S25R-DWLN/L-08	-	25	200	40	15	23	13	30	WN..0804..	①	0.77
S32S-DWLN/L-08	-	32	250	48	19.5	30	13	40	WN..0804..	②	1.58
S40T-DWLN/L-08	-	40	300	55	25.5	37	11	50	WN..0804..	②	2.96

Insert	Spare parts	Shim	Screw	Wrench	Clamp	Wrench
WN..0804..	①	--	--	--	MCD425	ETL20
WN..0804..	②	WMS432	MS6011H	--	MCD425	ETL20

## MWLN



Coolant steel shank (Right-hand shown)  
中心出水鋼柄 右向示意圖

Steel shank Item code		Dimensions,mm							Insert	Spare parts	Weight Kg
無水孔Non-coolant	水孔Coolant	D	L	L1	F	H	K°	dmin			
S20R-MWLN/L-08	A20R-MWLN/L-08	20	200	40	13	18	15	25	WN..0804..	①	0.49
S25R-MWLN/L-08	A25R-MWLN/L-08	25	200	40	15	23	13	30	WN..0804..	①	0.77
S32S-MWLN/L-08	A32S-MWLN/L-08	32	250	48	20	30	13	40	WN..0804..	②	1.58
S40T-MWLN/L-08	A40T-MWLN/L-08	40	300	55	25.5	37	10	50	WN..0804..	③	2.96
S50U-MWLN/L-08		50	350	60	30.5	47	9	60	WN..0804..		5.40
S50V-MWLN/L-08	A50V-MWLN/L-08	50	400	60	30.5	47	9	60	WN..0804..		6.17
S60V-MWLN/L-08		60	400	60	35.5	57	8	70	WN..0804..		8.88

Insert	Spare parts	Shim	Pin	Wrench	Clamp	Screw	Wrench
WN..0804..	①	--	MLP44-A	PL25	MC515	MS520TX	ETL10
WN..0804..	②	WMS432	MLP46-A	PL25	MC515	MS520TX	ETL10
WN..0804..	③	WMS432	MLP46-A	PL25	MC620	MS625TX	ETL15