

A3SC

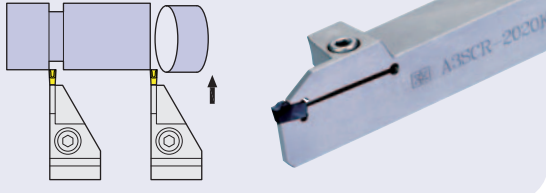


FIG-1

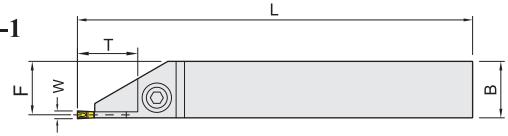
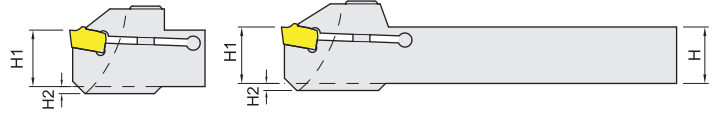



FIG-2

A3SC --- LH


A3SC --- L



Right-hand shown

FIG-1 Item code	Dimensions,mm						Width W(mm)	Insert	Screw 	Wrench	Weight Kg		
	H(H1)	B	L	F	T	H2							
A3SCR/L-1010K02-10L	10	10	125	9.15	10	4	2.2	A2022..	HTM416	PL30	0.10		
A3SCR/L-1212K02-10L	12	12	125	11.15	16	--					HTMT520	ETL25	0.15
A3SCR/L-1212K02-16L	12	12	125	11.15									0.15
A3SCR/L-1616K02-16L	16	16	125	15.15	16	--			HTMT525	ETL25	0.27		
A3SCR/L-2020K02-16L	20	20	125	19.15							0.42		
A3SCR/L-2525M02-16L	25	25	150	24.15							0.78		
A3SCR -1616K03-16L	16	16	125	14.75	16	3.05	A2030..	HTMT520	ETL25	0.27			
A3SCR/L-2020K03-16L	20	20	125	18.75	22					HTMT525	0.42		
A3SCR/L-2525M03-16L	25	25	150	23.85							0.78		
A3SCR/L-2020K03-22L	20	20	125	18.75	26					HTMT525	0.42		
A3SCR/L-2525M03-22L	25	25	150	23.85							0.78		
A3SCR/L-2020K03-26L	20	20	125	18.75	26					HTMT525	0.42		
A3SCR/L-2525M03-26L	25	25	150	23.85		0.78							

A3SC..LH

FIG-2 Item code	Dimensions,mm						Width W(mm)	Insert	Screw 	Wrench	Weight Kg		
	H(H1)	B	L	F	T	H2							
A3SCR/L-1010K02-10LH	10	10	125	9.15	10	2	2.2	A2022..	HTM416	PL30	0.10		
A3SCR/L-1212K02-10LH	12	12	125	11.15	16	3					HTMT520	ETL25	0.14
A3SCR/L-1212K02-16LH	12	12	125	11.15									0.14
A3SCR/L-1616K02-16LH	16	16	125	15.15	16	--					HTMT525	ETL25	0.25
A3SCR/L-2020K02-16LH	20	20	125	19.15									0.39
A3SCR/L-2525M02-16LH	25	25	150	24.15									0.74
A3SCR/L-1212K03-16LH	12	12	125	10.75	16	3	3.05	A2030..	HTM416	PL30	0.14		
A3SCR/L-1616K03-16LH	16	16	125	14.75	20	--					HTMT520	ETL25	0.25
A3SCR/L-2020K03-16LH	20	20	125	18.75									0.39
A3SCR/L-2525M03-16LH	25	25	150	23.75	20	HTMT525					ETL25	0.74	
A3SCL -2020K03-20LH	20	20	125	18.75								0.39	

※走心式刀 SWISS -TYPE

BORING BARS
內徑車刀

TOOLHOLDERS
外徑車刀

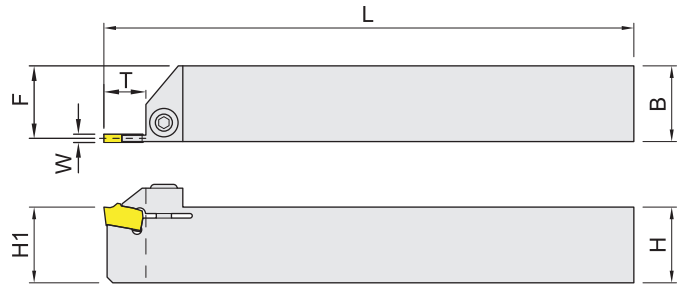
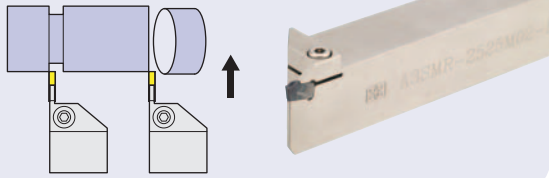
THREADING & GROOVING
牙刀 & 開槽刀

MILLING
銑刀

BORING TOOLS COMPONENTS
孔加工

SPARE PARTS
配件

A3SM..LH

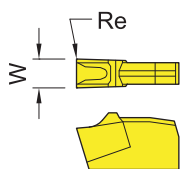
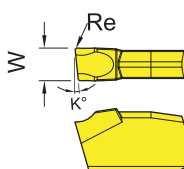


Right-hand shown

Item code	Dimensions,mm					Width W(mm)	Insert	Screw	Wrench	Weight Kg
	H(H1)	B	L	F	T					
A3SMR/L-1616K-2-10LH	16	16	125	15.15	10	2.2	A2022..	HTM420	PL30	0.27
A3SMR/L-2020K-2-10LH	20	20	125	19.15						0.42
A3SMR/L-2525M-2-10LH	25	25	150	24.15						0.78

※走心式刀 SWISS -TYPE

被切削材 Workpiece material	Steel 鋼	P	●
	Stainless steel 不銹鋼	M	●
	Cast iron 鑄鐵	K	●
	Non-ferrous metal 非鐵金屬	N	●

Insert Shape	Description	GRADE 材質	Dimensions,mm		
		Coated 塗層	W	Re	K°
		KC5025			
	A2022N00CF02	●	2.20	0.2	--
	A2030N00CF02	●	3.05	0.2	--
	A2022R06CF02	●	2.20	0.2	6
	A2030R06CF02	●	3.05	0.2	6

內徑車刀
BORING BARS

外徑車刀
TOOLHOLDERS

牙刀 & 開槽刀
THREADING & GROOVING

銑刀
MILLING

孔加工
BORING TOOLS COMPONENTS

配件
SPARE PARTS