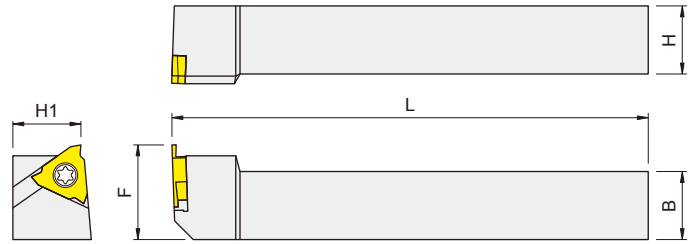
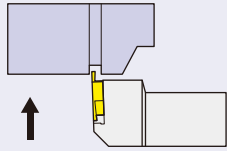

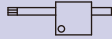


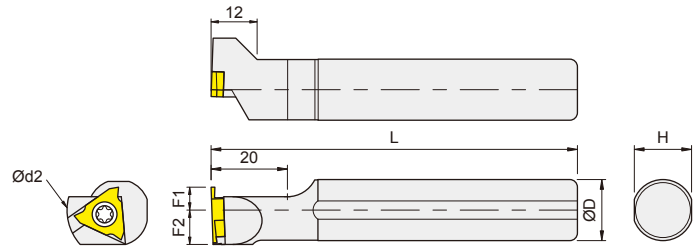
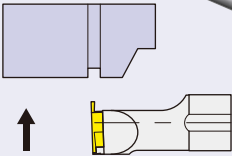
KTGFS




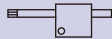
Left-hand shown

Item code	Dimensions,mm				Insert	Screw 	Wrench 	Weight Kg
	H (H1)	B	L	F				
KTGFSL-1616K-16	16	16	125	22	TGF32R..	MS4009A	ETF15	0.29
KTGFSL-2020K-16	20	20	125	26				0.45

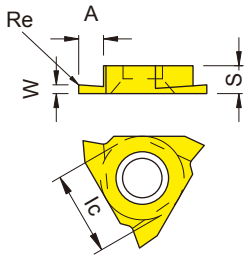
KTGFL



Left-hand shown

Item code	Dimensions,mm						Insert	Screw 	Wrench 	Weight Kg
	D	L	H	F1	F2	d2				
S16H-KTGFL-16	16	100	15	6	9	27	TGF32R..	MS4009A	ETF15	0.16

被切削材 Workpiece material	Steel 鋼	P	●	
	Stainless steel 不銹鋼	M	●	
	Cast iron 鑄鐵	K	●	●
	Non-ferrous metal 非鐵金屬	N	●	●

Insert Shape	Description	GRADE 材質		Dimensions,mm				
		Coated 塗層	Uncoated 無塗層	W	A	Ic	S	Re
		PR930	KW10					
	TGF 32R033-005	○		0.33	0.8	9.525	3.18	0.05
	32R050-005	●		0.50	1.2	9.525	3.18	0.05
	32R075-010	●		0.75	2.0	9.525	3.18	0.1
	32R095-010	●		0.95	2.0	9.525	3.18	0.1
	32R100-010	●		1.00	2.0	9.525	3.18	0.1
	32R125-010	●		1.25	2.0	9.525	3.18	0.1
	32R145-010	○		1.45	2.0	9.525	3.18	0.1
	32R150-010	●	●	1.50	2.0	9.525	3.18	0.1
	32R175-010	●		1.75	2.0	9.525	3.18	0.1
	32R200-010	●	●	2.00	2.5	9.525	3.18	0.1
	32R250-010	●		2.50	2.5	9.525	3.18	0.1

內徑車刀
BORING BARS

外徑車刀
TOOLHOLDERS

牙刀 & 開槽刀
THREADING & GROOVING

銑刀
MILLING

孔加工
BORING TOOLS COMPONENTS

配件
SPARE PARTS