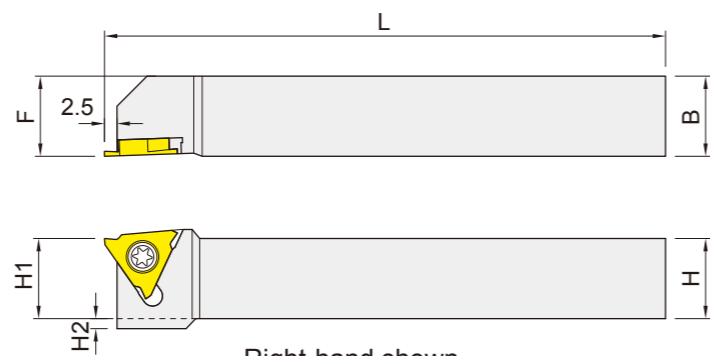


KTGF_F




功能：開槽 Grooving



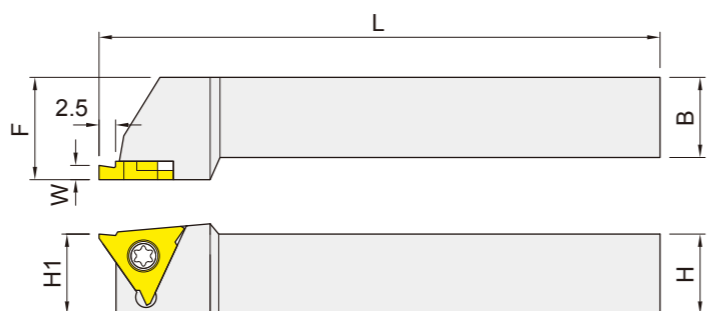
Right-hand shown

Item code	Dimensions,mm					Insert	Screw	Wrench	Weight Kg
	H (H1)	B	L	H2	F				
KTGFR/L-1010K-16F	10	10	125	4	10	TGF32R/L..	MS4009A	ETF15	0.10
KTGFR-1012K-16F	10	12	125	2	12		MS4011A		0.14
KTGFR/L-1212K-16F	12	12	125	2	12		0.15		
KTGFR/L-1616K-16F	16	16	125	--	16		0.27		
KTGFR-2020K-16F	20	20	125	--	20		0.42		

KTGF



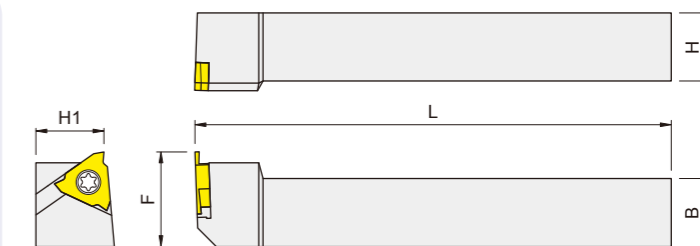
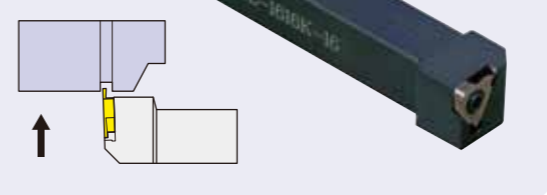
功能：開槽 Grooving



Right-hand shown

Item code	Dimensions,mm				Insert	Screw	Wrench	Weight Kg
	H (H1)	B	L	F				
KTGFR/L-1616K-16	16	16	125	20	TGF32R/L..	MS4011A	ETF15	0.30
KTGFR/L-2020K-16	20	20	125	25				0.45
KTGFR/L-2525M-16	25	25	150	32				0.78

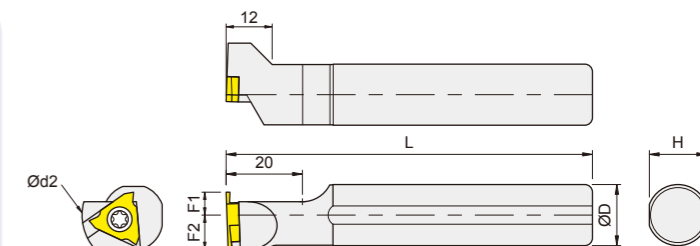
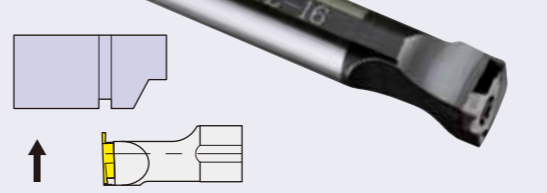
KTGF5



Left-hand shown

Item code	Dimensions,mm				Insert	Screw	Wrench	Weight Kg
	H (H1)	B	L	F				
KTGFSL-1616K-16	16	16	125	22	TGF32R..	MS4009A	ETF15	0.29
KTGFSL-2020K-16	20	20	125	26				0.45

KTGF_L



Left-hand shown

Item code	Dimensions,mm						Insert	Screw	Wrench	Weight Kg
	D	L	H	F1	F2	d2				
S16H-KTGF_L-16	16	100	15	6	9	27	TGF32R..	MS4009A	ETF15	0.16

被切削材 Workpiece material	Steel 鋼		●	●
	P	●		
	M	●		
	K	●		
Non-ferrous metal 非鐵金屬		N	●	●

Insert Shape	Description	GRADE 材質		Dimensions,mm				
		Coated 塗層	Uncoated 無塗層	W	A	Ic	S	Re
		PR930	KW10					
	TGF 32R033-005	○		0.33	0.8	9.525	3.18	0.05
	32R050-005	●		0.50	1.2	9.525	3.18	0.05
	32R075-010	●		0.75	2.0	9.525	3.18	0.1
	32R095-010	●		0.95	2.0	9.525	3.18	0.1
	32R100-010	●		1.00	2.0	9.525	3.18	0.1
	32R125-010	●		1.25	2.0	9.525	3.18	0.1
	32R145-010	○		1.45	2.0	9.525	3.18	0.1
	32R150-010	●	●	1.50	2.0	9.525	3.18	0.1
	32R175-010	●		1.75	2.0	9.525	3.18	0.1
	32R200-010	●	●	2.00	2.5	9.525	3.18	0.1
	32R250-010	●		2.50	2.5	9.525	3.18	0.1