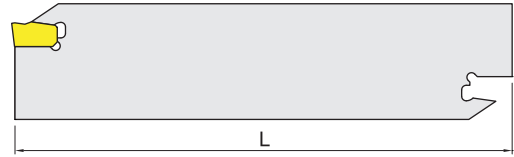
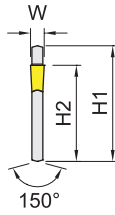
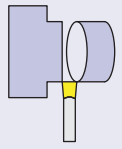
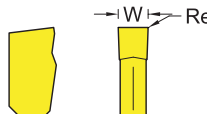


STFH

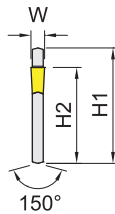

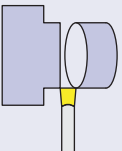


Item code	Dimensions,mm				Insert	Toolblock	Wrench	Weight Kg
	H1	H2	L	W				
STFH 26-3	26	21.4	110	3	WCF_3_	SGTBU..-26 SGTBV25-26	ESG-1	0.08
STFH 32-3	32	25	150	3				SGTBU..-32

被切削材 Workpiece material	Steel 鋼	P	●	
	Stainless steel 不銹鋼	M	●	
	Cast iron 鑄鐵	K		●
	Non-ferrous metal 非鐵金屬	N		●


Insert Shape	Description	GRADE 材質			Dimensions,mm		
		Coated 塗層	Uncoated 無塗層		W	Re	K°
		AC830P	G10E				
	WCF N3	●			3	0.2	--

KTKB



Item code	Dimensions,mm				Insert	Toolblock	Wrench	Weight Kg
	H1	H2	L	W				
KTKB 26-3	26	21.4	110	3.1	TKN 3	SGTBU..-26 SGTBV25-26	ESG-1	0.08
KTKB 26-4	26	21.4	110	4.1	TKN 4			0.08
KTKB 32-3	32	25	150	3.1	TKN 3	SGTBU..-32		0.12
KTKB 32-4	32	25	150	4.1	TKN 4			0.12

被切削材 Workpiece material	Steel 鋼	P	●		
	Stainless steel 不銹鋼	M	●	●	
	Cast iron 鑄鐵	K			●
	Non-ferrous metal 非鐵金屬	N			●

Insert Shape	Description	GRADE 材質			Dimensions,mm		
		Coated 塗層	Cermet 金屬陶瓷	Uncoated 無塗層	W	Re	K°
		PR930	TN90	KW10			
	TKN 3	●	●	●	3.1	0.25	--
	TKN 4	●	●		4.1	0.3	--