

SVVB/CN..CL

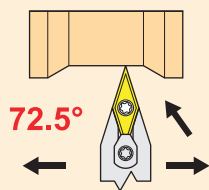
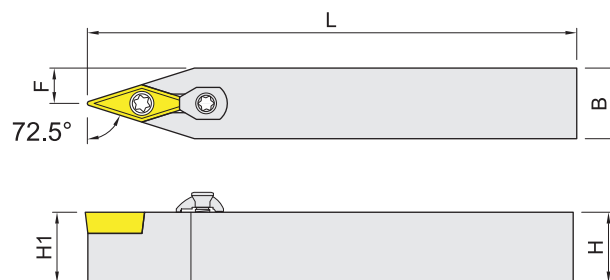


FIG-1



SVVB/CN

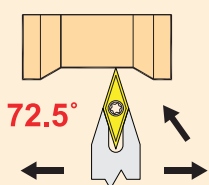
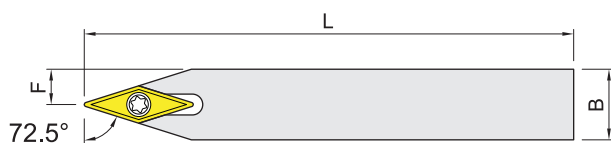


FIG-2



Neutral

FIG-1 Item code 雙重鎖固Screw+Clamp	Spare parts	FIG-2 Item code 螺絲鎖固Screw	Spare parts	Dimensions,mm				Insert	Weight Kg
				H(H1)	B	L	F		
SVVBN-1010H-11CL	③	SVVBN-1010H-11	①	10	10	100	5	VB..1103..	0.08
SVVBN-1212H-11CL		SVVBN-1212H-11		12	12	100	6		0.12
SVVBN-1212K-11CL		SVVBN-1212K-11		12	12	125	6		0.15
SVVBN-1616K-11CL		SVVBN-1616K-11		16	16	125	8		0.26
SVVBN-2020K-11CL		SVVBN-2020K-11		20	20	125	10		0.41
SVVBN-2525M-11CL	⑤	SVVBN-2525M-11	④	25	25	150	12.5	VB..1604..	0.77
SVVBN-1616K-16CL		SVVBN-1616K-16		16	16	125	8		0.26
SVVBN-2020K-16CL		SVVBN-2020K-16		20	20	125	10		0.41
SVVBN-2525M-16CL		SVVBN-2525M-16		25	25	150	12.5		0.77
SVVBN-3232P-16CL		SVVBN-3232P-16		32	32	170	16		1.43
SVVCN-1010H-11CL	③	SVVCN-1010H-11	①	10	10	100	5	VC..1103..	0.08
SVVCN-1212H-11CL		SVVCN-1212H-11		12	12	100	6		0.12
SVVCN-1212K-11CL		SVVCN-1212K-11		12	12	125	6		0.15
SVVCN-1616K-11CL		SVVCN-1616K-11		16	16	125	8		0.26
SVVCN-2020K-11CL		SVVCN-2020K-11		20	20	125	10		0.41
SVVCN-2525M-11CL	⑤	SVVCN-2525M-11	④	25	25	150	12.5	VC..1604..	0.77
SVVCN-1616K-16CL		SVVCN-1616K-16		16	16	125	8		0.26
SVVCN-2020K-16CL		SVVCN-2020K-16		20	20	125	10		0.41
SVVCN-2525M-16CL		SVVCN-2525M-16		25	25	150	12.5		0.77
SVVCN-3232P-16CL		SVVCN-3232P-16		32	32	170	16		1.43

Insert	Spare parts	Shim	Screw	Wrench	Screw	Wrench	Clamp	Wrench
VB/VC..1103..	①	--	--	--	MS2506A	ETF09	--	--
VB/VC..1103..	②	--	--	--	MS2506A	ETF09	MC35-3V	ETF15
VB/VC..1103..	③	--	--	--	MS2506A	ETF09	MC35-5V	ETF15
VB/VC..1604..	④	VSS322	MDS05035S	PL35	MS3512B	ETF15	--	--
VB/VC..1604..	⑤	VSS322	MDS05035S	PL35	MS3512B	ETF15	MC50V	ETF20