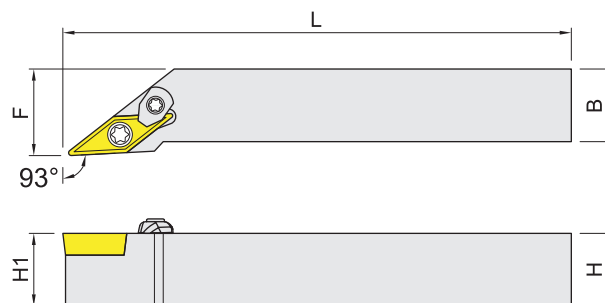


## SVJB/C..CL



FIG-1



## SVJB/C


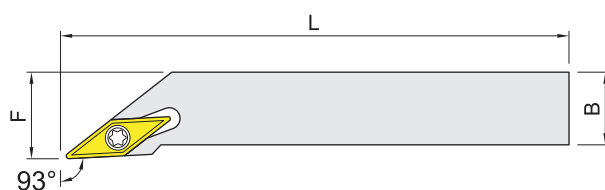


FIG-2



Right-hand shown

FIG-1 Item code 雙重鎖固Screw+Clamp	Spare parts	FIG-2 Item code 螺絲鎖固Screw	Spare parts	Dimensions,mm				Insert	Weight Kg
				H(H1)	B	L	F		
SVJBR/L-1010H-11CL	②	SVJBR/L-1010H-11	①	10	10	100	12	VB..1103..	0.08
SVJBR/L-1212K-11CL		SVJBR/L-1212K-11		12	12	125	16		0.15
SVJBR/L-1616K-11CL		SVJBR/L-1616K-11		16	16	125	20		0.26
SVJBR/L-2020K-11CL		SVJBR/L-2020K-11		20	20	125	25		0.41
SVJBR/L-2525M-11CL	④	SVJBR/L-2525M-11	③	25	25	150	32	VB..1604..	0.77
SVJBR/L-1616K-16CL		SVJBR/L-1616K-16		16	16	125	20		0.26
SVJBR/L-2020K-16CL		SVJBR/L-2020K-16		20	20	125	25		0.41
SVJBR/L-2525M-16CL		SVJBR/L-2525M-16		25	25	150	32		0.77
SVJBR/L-3232P-16CL		SVJBR/L-3232P-16		32	32	170	40		1.43
SVJCR/L-1010H-11CL	②	SVJCR/L-1010H-11	①	10	10	100	12	VC..1103..	0.08
		SVJCR/L-1010K-11		10	10	125	12		0.11
		SVJCR/L-1212H-11		12	12	100	16		0.12
		SVJCR/L-1212K-11		12	12	125	16		0.15
SVJCR/L-1616K-11CL	④	SVJCR/L-1616K-11	③	16	16	125	20	VC..1604..	0.26
SVJCR/L-2020K-11CL		SVJCR/L-2020K-11		20	20	125	25		0.41
SVJCR/L-2525M-11CL		SVJCR/L-2525M-11		25	25	150	32		0.77
SVJCR/L-1616K-16CL		SVJCR/L-1616K-16		16	16	125	20		0.26
SVJCR/L-2020K-16CL		SVJCR/L-2020K-16		20	20	125	25		0.41
SVJCR/L-2525M-16CL		SVJCR/L-2525M-16		25	25	150	32		0.77
SVJCR/L-3232P-16CL		SVJCR/L-3232P-16		32	32	170	40		1.43

Insert	Spare parts	Shim	Screw	Wrench	Screw	Wrench	Clamp	Wrench
VB/VC..1103..	①	--	--	--	MS2506A	ETF09	--	--
VB/VC..1103..	②	--	--	--	MS2506A	ETF09	MC35-5V	ETF15
VB/VC..1604..	③	VSS322	MDS05035S	PL35	MS3512B	ETF15	--	--
VB/VC..1604..	④	VSS322	MDS05035S	PL35	MS3512B	--	MC35-3V	ETF15