


SVJ2B/C..CL



SVJ2B/C



FIG-1

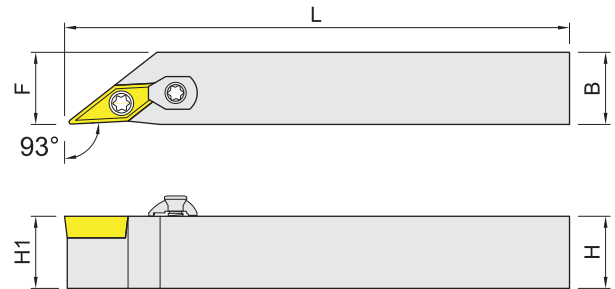
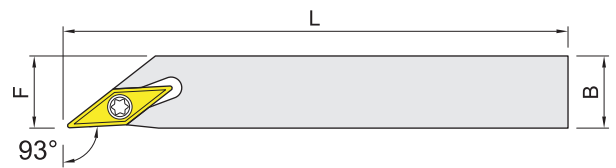


FIG-2



Right-hand shown

FIG-1 Item code 雙重鎖固 Screw+Clamp	Spare parts	FIG-2 Item code 螺絲鎖固 Screw	Spare parts	Dimensions,mm				Insert	Weight Kg
				H(H1)	B	L	F		
SVJ2BR/L-1010K-11CL SVJ2BR/L-1212H-11CL SVJ2BR/L-1212K-11CL	②	SVJ2BR/L-1010H-11	①	10	10	100	10	VB..1103..	0.08
		SVJ2BR/L-1010K-11		10	10	125	10		0.12
		SVJ2BR/L-1212H-11		12	12	100	12		0.12
		SVJ2BR/L-1212K-11		12	12	125	12		0.15
		SVJ2BR/L-1616K-11		16	16	125	16		0.26
		SVJ2BR/L-2020K-11		20	20	125	20		0.41
SVJ2CR/L-1010H-11CL SVJ2CR/L-1212H-11CL SVJ2CR/L-1212K-11CL SVJ2CR/L-1616K-11CL SVJ2CR/L-2020K-11CL	②	SVJ2CR/L-1010H-11	①	10	10	100	10	VC..1103..	0.08
		SVJ2CR/L-1212H-11		12	12	100	12		0.12
		SVJ2CR/L-1212K-11		12	12	125	12		0.15
		SVJ2CR/L-1616K-11		16	16	125	16		0.26
		SVJ2CR/L-2020K-11		20	20	125	20		0.41
		SVJ2CR/L-1616K-16H	③	16	16	125	16	VC..1604..	0.26
SVJ2CR/L-1616K-16CL SVJ2CR/L-2020K-16CL SVJ2CR/L-2525M-16CL	⑤	SVJ2CR/L-1616K-16	④	16	16	125	16	VC..1604..	0.26
		SVJ2CR/L-2020K-16		20	20	125	20		0.41
		SVJ2CR/L-2525M-16		25	25	150	25		0.77

Insert	Spare parts	Shim	Screw	Wrench	Screw	Wrench	Clamp	Wrench
VB/VC..1103..	①	--	--	--	MS2506A	ETF09	--	--
VB/VC..1103..	②	--	--	--	MS2506A	ETF09	MC35-5V	ETF15
VC..1604..	③	--	--	--	MS3509B	ETF15	--	--
VC..1604..	④	VSS322	MDS05035S	PL35	MS3512B	ETF15	--	--
VC..1604..	⑤	VSS322	MDS05035S	PL35	MS3512B	--	MC35-3V	ETF15

內徑車刀
BORING BARS

外徑車刀
TOOLHOLDERS

牙刀 & 開槽刀
THREADING & GROOVING

銑刀
MILLING

孔加工
BORING TOOLS COMPONENTS

配件
SPARE PARTS