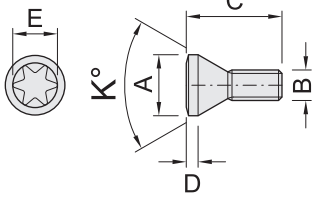
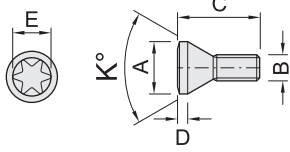
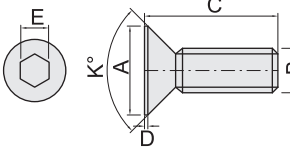
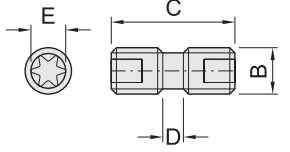


Screw Shape	Item code	Dimensions,mm						備註	Weight 100pcs(kg)
		A	B	C	D	E	K°		
	MS1603A	2.65	M1.6*0.35	3.0	0.55	T6	70	星型	0.01
	MS1604A	2.65		4.0	0.55	T6	70		0.01
	MS1603B	2.35		3.0	0.5	T6	50		0.01
	MS1604B	2.35		4.0	0.5	T6	50		0.01
	MS1604C	2.50		4.0	0.65	T6	70		0.01
	MS1803A	2.40	M1.8*0.35	3.4	0.7	T6	60		0.01
	MS1804A	2.40		4.1	0.7	T6	60		0.01
	MS1805A	2.40		5.0	0.7	T6	60		0.01
	MS1804B	2.35		4.0	0.5	T6	50		0.01
	MS2003A	2.70	M2.0*0.4	3.3	0.5	T6	60		0.01
	MS2004A	2.70		4.0	0.5	T6	60		0.01
	MS2005A	2.70		5.0	0.5	T6	60		0.01
	MS2005B	3.05		5.0	0.5	T6	60		0.01
	MS2004C	2.70		4.0	1.0	T6	60		0.01
	MS2205A	3.10	M2.2*0.45	5.0	0.9	T7	60		0.02
	MS2206A	3.10		6.0	0.9	T7	60		0.02
	MS2205C	2.75		4.5	1.0	T7	60		0.02
	MS2206F	3.10		5.5	0.4	T7	60		0.02
	MS2506A	3.50	M2.5*0.45	6.0	0.9	T9	45		0.02
	MS2507A	3.50		6.8	0.9	T9	45		0.02
	MS2508A	3.50		8.0	0.9	T9	45		0.03
	MS2505B	3.50		5.0	0.9	T9	60		0.02
	MS2506B	3.50		6.0	0.9	T9	60		0.02
	MS2508B	3.50		8.0	0.9	T9	60		0.03
	MS2505C	3.40		4.8	0.5	T7	50		0.02
	MS2506C	3.40		5.5	0.5	T7	50		0.02
	MS2505E	3.50		5.0	0.7	T8	60		0.02
	MS2506E	3.50		6.0	0.7	T8	60		0.02
	MS2507E	3.50		7.0	0.7	T8	60		0.02
	MS2507G	4.50		7.0	0.3	T8	60		0.03
	MS2506H	3.85		6.0	0.95	T8	60		0.02
	MS2506J	3.90		6.0	0.35	T8	60		0.02
	MS3005A	4.00	M3.0*0.5	5.0	1.2	T9	60		0.03
	MS3006A	4.00		6.0	1.2	T9	60		0.03
	MS3008A	4.00		7.3	1.2	T9	60		0.04
	MS3010A	4.00		10.0	1.2	T9	60		0.04
	MS3006B	3.80		6.0	0.7	T9	40		0.03
	MS3008B	3.80		8.0	0.7	T9	40		0.04
	MS3007C	4.40		7.0	1.2	T10	60		0.02
	MS3008C	4.40		8.0	1.2	T10	60		0.04
	MS3008D	5.30		8.0	0.8	T15	60		0.04
	MS3007K	3.95		6.5	0.55	T8	60		0.04
	MS3008L	4.30		8.0	0.55	T9	60		0.04
	MS3212A	5.50	1/8UNC40	12.15	0.8	T10	60		0.08
	MS3506A	5.30	M3.5*0.6	6.0	0.8	T15	60		0.04
	MS3507A	5.30		7.0	0.8	T15	60		0.05
	MS3509A	5.30		9.0	0.8	T15	60		0.06
	MS3512A	5.30		12.0	0.8	T15	60		0.08
	MS3509B	5.30		9.5	1.4	T15	60		0.07

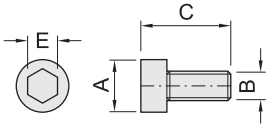
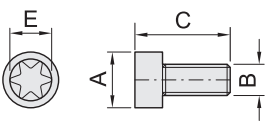
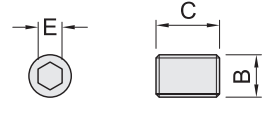
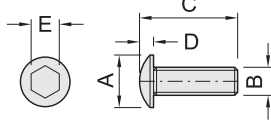
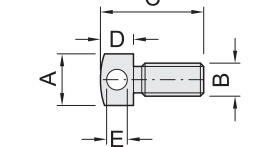
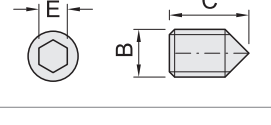
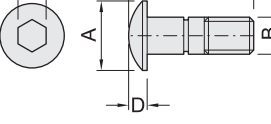
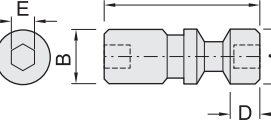
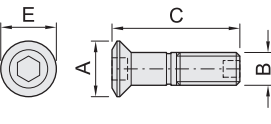
螺絲，壓板...等配件屬於消耗品，建議依據使用情況，適時更換。

It is recommended to replace the consumable parts (screw, clamp...etc.) at the proper time according to the situation.

Screw Shape	Item code	Dimensions,mm						備 註	Weight 100pcs(kg)
		A	B	C	D	E	K°		
	MS3512B	5.30	M3.5*0.6	12.0	1.4	T15	60	星型	0.08
	MS3512D	6.00		12.0	1.2	T15	60		0.10
	MS3510E	4.80		9.5	1.0	T10	60		0.06
	MS3508F	4.80		8.0	0.6	T10	60		0.05
	MS4008A	5.40	M4.0*0.7	8.2	1.1	T15	60		0.07
	MS4009A	5.40		9.0	1.1	T15	60		0.08
	MS4011A	5.40		11.0	1.1	T15	60		0.09
	MS4008B	4.95		8.0	0.9	T15	40		0.07
	MS4009B	4.95		9.0	0.9	T15	40		0.09
	MS4008C	5.60		7.5	0.5	T10	90		0.06
	MS4011D	6.20		11.0	0.6	T15	60		0.06
	MS4013F	5.20		12.8	1.2	T15	42.5		0.10
	MS4011G	5.70		11.0	1.2	T15	50		0.09
	MS4014M	7.10	M4.0*0.7	13.6	0.9	T15	60		0.14
	MS4014N	5.60		13.6	1.2	T15	60		0.12
	MS4011Q	5.20		11.0	0.8	T15	40		0.10
	MS4012Q	5.20		12.0	0.8	T15	40		0.10
	MS4511A	6.80	M4.5*0.75	11.0	1.1	T20	60		0.12
	MS4516A	6.80		16.0	1.1	T20	60		0.18
	MS4512B	5.80		12.0	1.3	T15	60		0.12
	MS4509TRV	5.80		9.0	0.5	T10	60		0.09
	MS5011A	7.00	M5.0*0.8	11.0	1.1	T20	60		0.15
	MS5014A	7.00		14.0	1.1	T20	60		0.18
	MS5017D	7.00		17.0	0.8	T20	60		0.19
	MS5020E	8.10		20.0	1.0	T25	60		0.29
	MS5022E	8.10		22.0	1.0	T25	60		0.29
	MS5013G	6.40		12.5	0.54	T20	45		0.19
	MS50L13G	6.40	M5.0*0.8L	12.5	0.54	T20	45		0.19
	MS5015H	8.10	M5.0*0.8	15.0	1.0	T25	60		0.29
	MS5022H	8.10		22.0	1.0	T25	60		0.29
	MS6010G	7.85	M6.0*1.0	10.0	0.2	T15	90		0.17
	MS6011H	7.85		11.0	2.0	T20	90		0.17
	MS4008H	5.80	M4.0*0.7	8.0	1.2	P2.5	90	六角	0.07
	MS4012E	8.00		12.0	0.3	P2.5	90		0.12
	MS6022E	9.50	M6.0*1.0	22.0	4.0	P5.0	90		0.48
	MS520TX	--	M5.0*0.8	20.0	6	T10	--	雙頭星型	0.18
	MS620TX	--	M6.0*1.0	20.0	5.5	T15	--		0.26
	MS625TX	--		25.0	6	--	--		0.36
	MS630TX	--		30.0	6	--	--		0.44

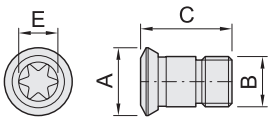
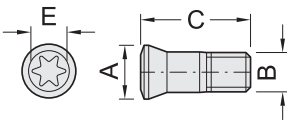
螺絲，壓板...等配件屬於消耗品，建議依據使用情況，適時更換。

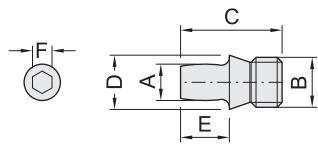
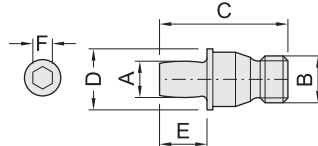
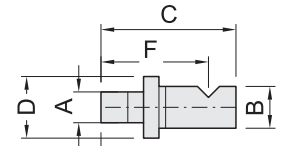
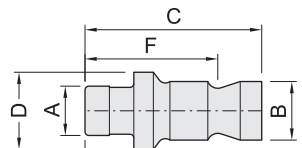
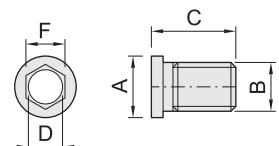
It is recommended to replace the consumable parts (screw, clamp...etc.) at the proper time according to the situation.

Screw Shape	Item code	Dimensions,mm						備註	Weight 100pcs(kg)
		A	B	C	D	E	K°		
	HTM309	5.4	M3.0*0.5	8.9	--	P2.5	--	六角	0.07
	HTM412	7.0	M4.0*0.7	12.0	--	P3.0	--		0.15
	HTM416			16.0	--		--		0.18
	HTM420			20.0	--		--		0.21
	HTM512	8.0	M5.0*0.8	12.0	--	P4.0	--		0.28
	HTM512HC	8.5		12.0	--		--		0.28
	HTM516	8.0		16.0	--		--		0.31
	HTM622	10.0	M6.0*1.0	22.0	--	P5.0	--		0.54
	HTM625			25.0	--		--		0.62
	HTM630			30.0	--		--		0.70
	HTMT520	8.5	M5.0*0.8	20.0	--	T25	--	星型	0.36
	HTMT525			25.0	--		--		0.41
	HM408	--	M4.0*0.7	7.7	--	P2.0	--	六角	0.10
	HM410	--		9.7	--		--		0.10
	HM412	--		11.7	--		--		0.10
	HM1216	--	M12*1.75	16.0	--	P6.0	--		0.86
	HTR414	7.5	M4.0*0.7	14.2	2.2	P2.5	--		0.16
	HTR623	10.2	M6.0*1.0	23.4	3.4	P4.0	--		0.48
	RTM412	5.5	M4.0*0.7	12.5	4.0	2.3	--	卡式刀座 調整螺絲	0.10
	RTM515	8.0	M5.0*0.8	15.0	5.0	3	--		0.24
	RTM825	11.5	M8.0*1.25	25.0	5.0	2.4	--		1.08
	MCS3S-09	--	M6.0*1.0	9.0	--	P3.0	--	中心梢 固定螺絲	0.09
	MCS3S-11	--		11.0	--	P3.0	--		0.12
	MCS3-P25	10.0	M5.0*0.8	24.0	3.6	P2.5	--	壓板 固定螺絲	0.42
	MCS3-P40	10.0		28.0	6.0	P4.0	--		0.56
	MCD-324-S	10.0	M6.0*1.0	19.07	2.37	T20	--		0.42
	MCD-331-S	9.0	M5.0*0.8	20.3	2.1	T20	--		0.32
	LCS3	5.92	M6.0*1.0	16.8	3.3	P2.5	--	壓板 固定螺絲	0.24
	LCS4	7.95	M8.0*1.0	21.0	5.74	P3.0	--		0.56
	WCS623	10.0	M6.0*1.0	24.2	--	P4.0	--	壓板 固定螺絲	0.52

螺絲，壓板...等配件屬於消耗品，建議依據使用情況，適時更換。

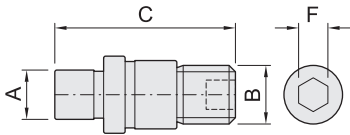
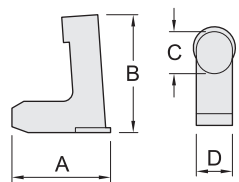
It is recommended to replace the consumable parts (screw, clamp...etc.) at the proper time according to the situation.

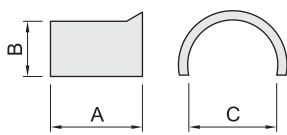

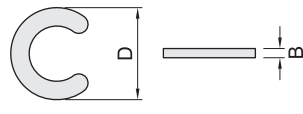
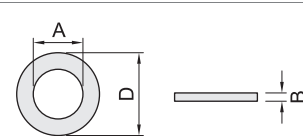
Screw Shape	Item code	Dimensions,mm						備 註	Weight 100pcs(kg)
		A	B	C	D	E	K°		
	MGR3008	4.2	M3*0.5	7.0	--	T8	--	WGR 固定螺絲	0.06
	MGR4010	6.0	M4*0.5	8.6	--	T15	--		0.08
	MGR5012	6.8	M5*0.5	9.2	--	T20	--		0.14
	MGR5016	7.5		12.8	--	T20	--		0.20
	MGR5020	8.0		16.3	--	T20	--		0.26
	MGR6025	9.6	M6*0.75	20.4	--	T30	--		0.46
	MGR8030	12.0	M8*0.75	24.7	--	T30	--		0.92
	DVF6240	3.10	M2.5*0.35	6.3	--	T7	--	PPH 固定螺絲	0.04
	DVF6241	3.70	M3.0*0.35	7.8	--	T8	--		0.06
	DVF6242	4.65	M3.5*0.6	9.5	--	T10	--		0.08
	DVF6244	5.85	M4.0*0.7	13.3	--	T15	--		0.14
	DVF6246	6.85	M5.0*0.8	16.25	--	T20	--		0.24
	DVF6247	8.30	M6.0*1.0	20.0	--	T30	--		0.40
	DVF6248	11.0	M8.0*1.25	25.0	--	T30	--		0.90

Pin Shape	Item code	Dimensions,mm						備 註	Weight 100pcs(kg)
		A	B	C	D	E	F		
	MLP33L-A	3.7	M5.0*0.8	11.0	5.6	5.0	P2.0	中心梢	0.10
	MLP33L-B								
	MLP44-A	5.0	M6.0*1.0	13.2	7.32	5.4	P2.5		0.20
	MLP44-B								
	MLP34L-A	3.7	M5.0*0.8	13.7	6.25	5.1	P2.0	中心梢	0.16
	MLP34L-B								
	MLP46-A	5.0	M6.0*1.0	17.8	7.78	5.45	P2.5		0.32
	MLP46-B								
	MLP46L-A			18.63	7.78	6.85	P2.5		0.36
	MLP46L-B								
	MCP3	3.7	5	15	6	4	10.6	中心梢	0.22
	MCP4	5.05	6	18.1	7.9	5	13.6		0.38
	MCP4-A	5.05	6	18.0	7.15	4.4	13.92		0.36
	MDS05035S	6.3	M5.0*0.5	7.0	M3.5*0.6	--	P3.5	墊片螺絲	0.08
	MDS050H65T	6.3	M5.0*0.5	7.0	--	--	P3.5		0.10
	MDS06040T	7.8	M6.0*0.75	7.5	M4.0*0.7	--	P4.0		0.09

螺絲，壓板…等配件屬於消耗品，建議依據使用情況，適時更換。

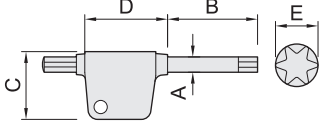
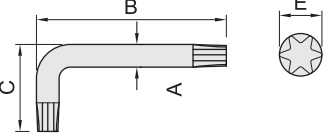
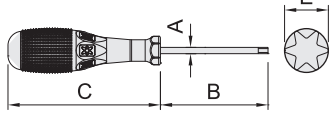
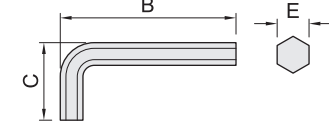
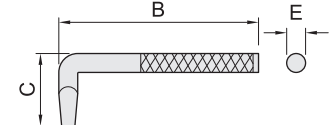
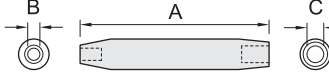
It is recommended to replace the consumable parts (screw, clamp...etc.) at the proper time according to the situation.

Pin Shape	Item code	Dimensions,mm						備 註	Weight 100pcs(kg)
		A	B	C	D	E	F		
	SCP315	3.7	M5.0*0.8	15	--	--	P2.5	中心梢	0.20
	SCP318			18.5					0.26
	SCP418	5.05	M6.0*1.0	18.5	--	--	P3.0		0.42
	LCL33	10.00	12.3	3.7	3.7	--	--	中心梢	0.16
	LCL4	14.20	14.6	5	4.6				0.36

Shape	Item code	Dimensions,mm					備 註	Weight 100pcs(kg)
		A	B	C	D	E		
	LSP3	5.50	3	4.1	--	--	簧片	0.02
	LSP4	7.30	4	6	--	--		0.04
	MES3	--	--	--	--	--	彈簧	0.04
	ECM5	--	0.56	--	7.38	--	C型環	0.02
	ECM6	--	0.6	--	7.9	--		0.02
	ECM4-CPS4	--	0.4	--	5.6	--		0.02
	ECM5-CPS5	--	0.4	--	6.19	--		0.02
	ECM6-CPS6	--	0.6	--	6.99	--		0.02
	ECM35-MC35	--	0.4	--	4.6	--		0.02
	HS-M5	5.4	1.0	--	10	--	華司	0.06
	HS-M6-D1212	6.4	1.2	--	12	--		0.07

螺絲，壓板…等配件屬於消耗品，建議依據使用情況，適時更換。

It is recommended to replace the consumable parts (screw, clamp...etc.) at the proper time according to the situation.

Wrench Shape	Item code	Dimensions,mm					備 註	Weight 100pcs(kg)
		A	B	C	D	E		
	ETF06	3	45	21	20	T6	國旗 星型板手	0.60
	ETF07					T7		
	ETF08					T8		
	ETF09					T9		
	ETF10					T10		
	ETF15	4	50	30	22	T15		1.08
	ETF20					T20		
	ETL10	3	65	19	--	T10	L型雙頭 星型板手	0.42
	ETL15	4	72	26	--	T15		0.84
	ETL20	4	78	29	--	T20		0.94
	ETL25	5	85	33	--	T25		1.60
	ETL30	6	96	38	--	T30		2.64
	ETD06	4	60	85	--	T6	起子型 星型板手	3.00
	ETD07				--	T7		3.00
	ETD08				--	T8		3.00
	ETD09				--	T9		3.20
	ETD10	5	70	105	--	T10		5.80
	ETD15				--	T15		6.00
	ETD20				--	T20		6.00
	PL15T	--	45	14	--	P1.5	六角型 板手	0.10
	PL20T	--	50	16	--	P2.0		0.30
	PL25T	--	56	18	--	P2.5		0.30
	PL30T	--	63	20	--	P3.0		0.49
	PL35T	--	66	22	--	P3.5		0.76
	PL40T	--	70	25	--	P4.0		1.00
	PL50T	--	80	28	--	P5.0		1.82
	PL60T	--	90	32	--	P6.0		3.00
	ESG-1	--	80	27	--	5	切槽刀板 板手	1.44
	PC0304	62	4	5.5	--	--	金屬梢 (簧片) 沖頭	0.50

內徑車刀
BORING BARS

外徑車刀
TOOL HOLDERS

牙刀 & 開槽刀
THREADING & GROOVING

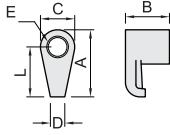
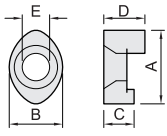
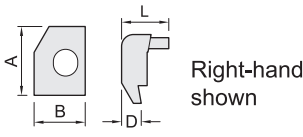
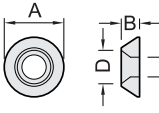
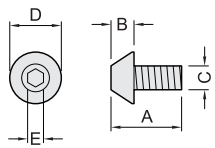
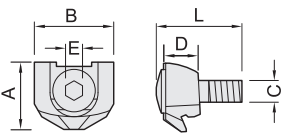
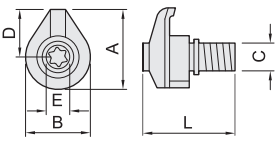
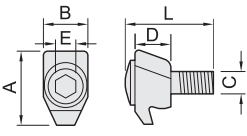
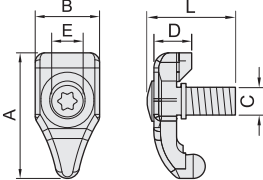
銑刀
MILLING

孔加工
BORING TOOLS COMPONENTS

配件
SPARE PARTS

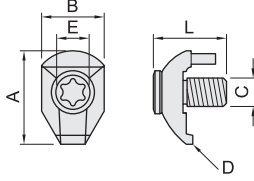
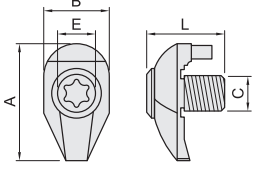
螺絲，壓板...等配件屬於消耗品，建議依據使用情況，適時更換。

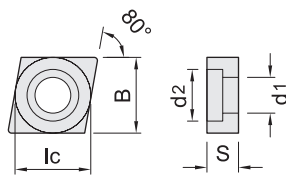
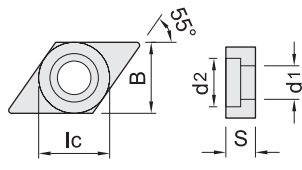
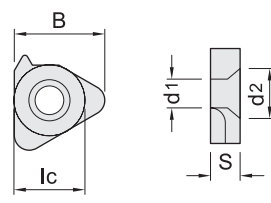
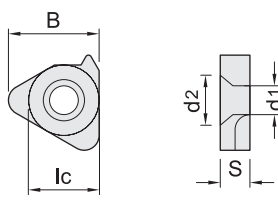
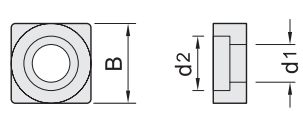
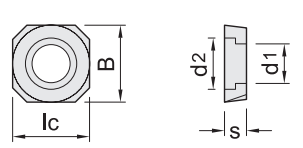
It is recommended to replace the consumable parts (screw, clamp...etc.) at the proper time according to the situation.

Clamp Shape	Item code	Dimensions,mm						備註	Weight 100pcs(kg)
		A	B	C	D	E	L		
	MC515	14.7	11.2	7.8	4	M5L	10.8		0.42
	MC620	18.6	12.2	9.4	5.5	M6L	13.9		0.64
	MC622	21.5	13.2	9.4	4.8	M6L	16.8		0.74
	GR-5R	10.2	7.5	4.2	5.7	3.8	--		0.12
 <p>Right-hand shown</p>	MTK1R	17.5	13.0	--	5.3	--	11.5		0.74
	MTK1L								0.78
	MSR-6R	10.3	4.1	4.5	6.5	--	--		0.16
	MSR-8R	12.7	4	5.5	7.5	--	--		0.20
	MSR48-P3	12.8	4.6	3/16UNF32	9.5	P3.0	--		0.24
	MSR60-P4	17.2	5.1	M6*0.75	13.0	P4.0	--		0.48
	MSR63-P4	17.3	5.0	1/4UNF28	13.0	P4.0	--		0.50
	MSR63L-P4	17.3	5.0	1/4UNF28	13.0	P4.0	--		0.52
	MSR79-P5	21.1	7.1	5/16UNF24	17.0	P5.0	--		1.02
	MSR80-P5	25.15	7.1	M8*1.0	17.8	P5.0	--		1.32
	MCW3-P25	15.5	18.5	M5*0.8	7.8	P2.5	24		1.32
	MCW3-P40	15.5	18.5	M5*0.8	7.8	P4.0	28		1.46
	MCW4A-P40	16.43	24.2	M6*1.0	7.88	P4.0	28		
	CPS4V	11.25	8.0	M4*0.7	7.25	T10	8.9		0.18
	CPS5F	12.65	10.3	M5*0.8	7.5	T15	11.5		0.30
	CPS5F-1								0.30
	CPS5V						13.5		0.34
	CPS6F	15.6	12.2	M6*1.0	9.5	P3.0	16.0		0.62
	CPS6V						18.8		0.64
	WCW6-P4	17.5	10.5	M6*1.0	8.0	P4.0	24.2		1.12
	MCD324	23.75	12.8	M6*1.0	7.5	T20	19.07		1.08
	MCD324B	23.75	15.8	M6*1.0	8.5	T20	19.07		1.40
	MCD331	30.80	12.8	M5*0.8	9.0	T20	20.3		1.60
	MCD425	24.95	12.8	M6*1.0	7.5	T20	19.07		1.16
	MCD430	29.50	12.8	M5*0.8	9.0	T20	20.3		1.56

螺絲，壓板...等配件屬於消耗品，建議依據使用情況，適時更換。

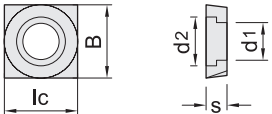
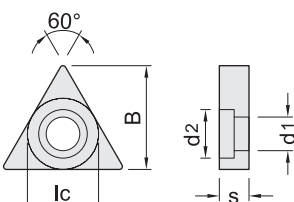
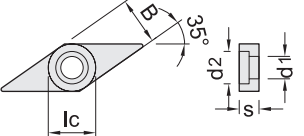
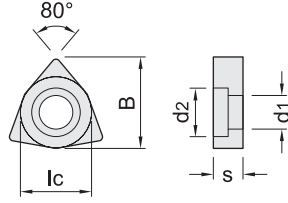
It is recommended to replace the consumable parts (screw, clamp...etc.) at the proper time according to the situation.

Clamp Shape	Item code	Dimensions,mm						備 註	Weight 100pcs(kg)
		A	B	C	D	E	L		
	MC35-3V	11.5	7.65	M3.5*0.6	方型	T15	9		0.16
	MC35-5V				圓點				
	MC50V	16.5	9.25	M5*0.8	--	T20	11		0.38

Shim Shape	Item code	Dimensions,mm					備 註	Weight 100pcs(kg)
		lc	S	B	d1	d2		
	CMS432	12.5	4.8	12.5	7.3	8.0		0.88
	CMS533	15.5	4.8	15.5	9.9	11.0		1.32
	CPS422	12.6	3.2	12.6	6.9	8.9		0.62
	DMS432	12.5	4.8	12.5	7.3	8.1		1.18
	DMS442	12.2	6.4	12.2	7.5	8.2		1.50
	DPS422	12.5	3.2	12.5	7.0	8.7		0.78
	GXE16	9.5	3.2	13.0	4.5	6.5		0.50
	GXE22	12.7	4.0	17.1	5.3	7.4		1.06
	GXE27	15.6	5.5	22.5	5.8	8.9		2.26
	GXN16	9.5	3.2	13.0	4.5	6.5		0.48
	GXN22	12.7	4.0	17.1	5.2	7.4		1.06
	GXN27	15.6	5.5	22.5	5.8	8.9		2.26
	SMS432	12.5	4.8	12.5	7.2	8.2		0.84
	SSS445N	10.7	3.0	10.7	5.2	6.9		0.42
	SSS445N-1	10.6	3.0	10.6	5.2	6.9		0.42


螺絲，壓板…等配件屬於消耗品，建議依據使用情況，適時更換。

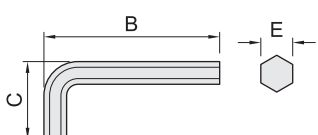
It is recommended to replace the consumable parts (screw, clamp...etc.) at the proper time according to the situation.

Shim Shape	Item code	Dimensions,mm					備 註	Weight 100pcs(kg)
		lc	S	B	d1	d2		
	SSS490N	11.0	3.0	11.0	5.2	7.0		0.48
	TMS322	9.1	3.2	12.9	5.8	6.6		0.46
	TMS432	12.5	4.8	17.9	7.3	8.1		1.24
	TPS322	9.3	2.7	13.2	5.0	8.0		0.42
	TWS322	8.6	3.2	12.3	5.2	6.3		0.44
	TWS332	8.9	4.8	12.4	5.2	6.3		0.64
	VMS322	9.2	3.2	9.2	5.9	6.7		0.74
	VSS322	8.4	3.2	8.6	5.4	6.7		0.54
	WMS432	12.4	4.8	15.4	7.5	8.2		0.84

螺絲，壓板...等配件屬於消耗品，建議依據使用情況，適時更換。

It is recommended to replace the consumable parts (screw, clamp...etc.) at the proper time according to the situation.

Anti-seizure Lubricant	Item code	Dimensions,mm		容量(g) Capacity	備 註	Weight 10 pcs(kg)
		B	L			
	P-1200	23	60	3		0.04

Wrench Shape	Item code	Dimensions,mm					備 註	Weight 100pcs(kg)
		A	B	C	D	E		
	PL15	--	53	13.5	--	P1.5	六角型 板手	0.10
	PL20	--	60	15	--	P2.0		0.32
	PL25	--	63	18	--	P2.5		0.32
	PL30	--	68	23	--	P3.0		0.52
	PL35	--	72	26	--	P3.5		0.76
	PL40	--	76	30	--	P4.0		1.04
	PL50	--	86	33	--	P5.0		1.82
	PL60	--	96	38	--	P6.0		3.00

內徑車刀
BORING BARS

外徑車刀
TOOLHOLDERS

牙刀 & 開槽刀
THREADING & GROOVING

銑刀
MILLING

孔加工
BORING TOOLS COMPONENTS

配件
SPARE PARTS

我們將繼續供應這些零件，直到庫存耗盡。
We will continue to supply these parts until stock exhaustion.

■ 塗層材種 Coated Carbide

ISO分類	山特維克 SANDVIK	三菱 MITSUBISHI	住友 SUMITOMO	東芝泰珂洛 TUNGALOY	黛杰 DIJET	日立 HITACHI	京瓷 KYOCERA
P01	GC4005 GC4015	UE6005	AC700G	T9005, T7005 TD905	JC110V	GM10 HC5000	CR7015 PR915
P10	GC4005, GC4015 GC1025, J048	UE6005, UE6010 UE6020, UC6010	AC700G AC2000	T9015, TD905 TD915, T715X T9015, T9025	JC110V, JC215V JC5030	GM10, GM20 GM8015	CR7015, PR730 PR830, PR915 PR930
P20	GC4025, LC25 GC4020, GC4030	UE6010, UE6020 UC6010, VP15TF VP20MF, UP20M	AC2000	TD915, TD920 T7020, T325 T9025, T9035	JC110V, JC215V JC5030, JC5015	GM8020, GM20 GM25, CY150	CA5025, CR9025 PR730, PR830 PR930
P30	GC4025, GC4030 GC4035, GC4040	UE6035, US735 VP15TF, VP20MF UP20M, F7030	AC3000, AC230 ACZ330, ACZ350	TD930, T725X T325, AH330 AH120, AH740 GH330 T9035, TD930	JC215V JC325V JC5030 JC5015	GM8035 CY250 HC844	CA5025 CR9025 PR660
P40	GC1020, GCI120 GC235, GC2040	UE6035 US735	AC3000 AC304	AH120	JC325V JC450V	GX30, CY250 HC844	
M10	GC2015, GC1025, J048	UE6010 US7020	EH10Z EH510Z	TD915 T715X	JC110V	GM10 GM8015	CA6015, PR730 PR830, PR915
M20	GC2015, GC2025 GC2030	US7020, UE6020 VP15TF, VP20MF UP20M	EH20Z EH520Z	T6020 T725X GH330	JC215V, JC1341 JC5015, JC5030	GM8020 GM20 GM25	CA6015, PR660 PR730, PR830 PR930
M30	GC1020, GCI120 GC2025, GC2035 GC2040	UE6035, US735 VP15TF, VP20MF UP20M, VP30RT	AC304 ACZ350	T6030 T325 AH120	JC215V, JC325V JC5015, JC5030	GF30 CY250 GX30	PR660
M40		US735, VP30RT	AC3000	AH140	JC325V, JC450V		
K01	GC3205 GC3210	UC5005 UC5015	AC300G	T5010 AH110	JC105V JC605	GM3005	CA4010 PR510
K10	GC3205, GC3210 GC3215	UC5015, UE6010 F5010	AC700G, AC2000 EH10Z, AC211	T5010, T5020 T1015, T1020 AH110, GH110	JC105V, JC110V JC605, JC610	GM3005, GM8015 CY100H, CY10H	CA4010 PR510 PR610
K20	GC3215, GC1020 GC1120, GC3020	UC6010, VP15TF F5020	AC700G AC2000	T5020	JC110V, JC215V JC610, JC5015	GM8015 GF30	CA4010 PR610
K30	K20W, GC3040	VP15TF, F5020	ACZ310	AH120	JC215V, JC610		

■ 超微粒子硬質合金材種 Cemented Carbide

ISO分類	山特維克 SANDVIK	三菱 MITSUBISHI	住友 SUMITOMO	東芝泰珂洛 TUNGALOY	黛杰 DIJET	日立 HITACHI	京瓷 KYOCERA
P01					SRN		
P10	SIP	UTi20T	ST10P	TX10S	SR10, SRT	WS10	
P20	SMA	UTi20T	ST20E	TX20 TX25	SRT, SR20 DX30	EX35 EX35	
P30	SM30		A30N ST30E	TX30 UX30	SR30, DX30 DX35	EX40 EX45	PW30
P40	S6		ST40E	TX40	SR30, DX35		
M10	H10A		U10E	TU10	UMN, UM10	WA10B	
M20	H13A	UTi20T	U2	TU20	DX25, UMS UM20	EX35	
M30	H10F	UTi20T	A30N A30	UX30	DX25, UM30 UMS	EX40 EX45	
M40			A40	TU40	UM40	EX45, WA40	
K01	HIP	HTi05T, RT9005	H1	TH03	KG03	WH05	
K10	HIP, H10 HM	HTi0 RT9010	EH10 EH510	G1F, TH10 H10T	KG 10, KT9 CR1	WH10	KW10
K20	H13A	HTi20T RT9010	G10E, EH20 EH520	G1F, G2 KS20	KT9, CR1 KG20	WH20	
K30			G3	G3	KG30, LF12		

■ 金屬陶瓷材種 Coated Cermet

ISO分類	山特維克 SANDVIK	三菱 MITSUBISHI	住友 SUMITOMO	東芝泰珂洛 TUNGALOY	黛杰 DIJET	日立 HITACHI	京瓷 KYOCERA	日本特殊陶業 NTK
P01	(CT5005) CT5015	AP25N AP25N	T110A	NS520 AT520	LN10 CX50	CH350	TN30 PV30	T3N T15, Z15, Q15
P10	CT5015	NX2525 AP25N, NX2525	T1200A	NS520, AT520 AT530	LN10, CX50 NIT, CX75	CH350 CZ25	TN6020, TN60 PV60, PV7020	C30, N20 N40, C50
P20	GC1525	UP35N, NX335	T2000A T130A, T250A	NS530, AT530 GT530	CX50, NAT CX75, CX90	CH550, CZ1025 CH7030, CH570	TN6020, TN90 TN100M, PV90 PV7020	Z50, Q50
P30 P40	CT530	VP45N, NX4545	T130A, T3000Z	NS530, NS540	CX90, SUZ			
M10	CT525	AP25N NX2525	T110A	NS520, AT520 AT530, GT530	LN10	CH350	TN6020, TN60 PV60, PVT020	
M20	GC1525	AP25N NX2525	T1200A	NS530 N308	CX50, NIT CX75, NAT	CH550, CZ1025 CH7030, CH570	TN6020, TN90 TN100M, PV90 PV7020	
M30	CT530	NX4545	T1200A	NS540	CX75, CX90 SUZ		TN90, TN100M PV90	
M40							TC60M	
K01	CT515 (CT5005)	AP25N NX2525	T110A	NS520, AT520 AT530, GT530	LN10		TN30 PV30	T3N
K10		AP25N NX2525	T1200A	NS520, AT520 AT530, GT530	LN10	CH350	TN6020, TN60 PV60, PV7020	T3N, T15 Z15, Q15
K20		AP25N, NX2525			NIT			
K30								

■ 陶瓷材種 Cermet

ISO分類	山特維克 SANDVIK	三菱 MITSUBISHI	住友 SUMITOMO	東芝泰珂洛 TUNGALOY	黛杰 DIJET	京瓷 KYOCERA	肯納 KENNAMETAL	日本特殊陶業 NTK
P01	C0650		NB90S NB100C	LX11	CA010 CA100	SN60 A66N	KW80, MC2 AC5	HC1, HW2, HC4 ZC4, HC5
P10	C0670		WX120	WG300			KBg0, KB90X KY4000	WA1
P20								
P30								
P40								
M10	CC6080 CC670		WX120 NS260C	WG300	CA100, CA200 CS100	A66N KS500	MC3 KY21 O0	WA1
M20	CC670		NS260C, NS260	WG300		KS500, KS7000	KY2000, KY1540	
M30							KY3000	
M40								
K01	CC620 CC650		NB90S, NB90M WX120	LX11 LX21	CA100 CA200	KA30 SN60	KW80, MC2 AC5	HC1, HC2 HC5, HC6
K10	CC6090 GC1690		WX120, NS260C NS260	WG300 FX105	CA200 CS100	A66N KS500	KB90, KB90X KY3000	WA1, SX1 SX2, SP2
K20	CC6090		NS260C NS260	FX105		KS500 KS6000	KY3400 KY3500	SX8, SX2 SP2, SX1
K30								

本表是各公司樣本，公開發表資料的基礎上編制的，沒有得到各公司的認可。

This data was collected according to various published catalogues, it might be updated anytime.

內徑車刀
BORING BARS

外徑車刀
TOOL HOLDERS

牙刀 & 開槽刀
THREADING & GROOVING

銑刀
MILLING

孔加工
BORING TOOLS COMPONENTS

配件
SPARE PARTS